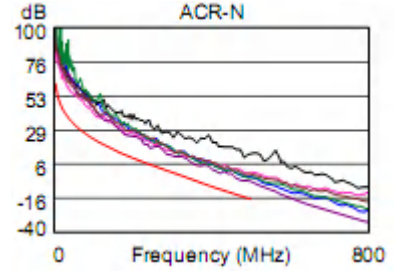
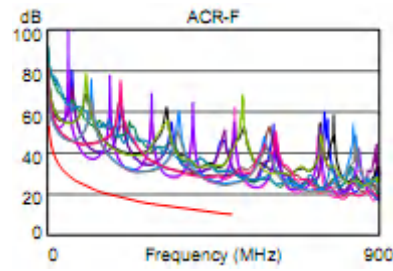
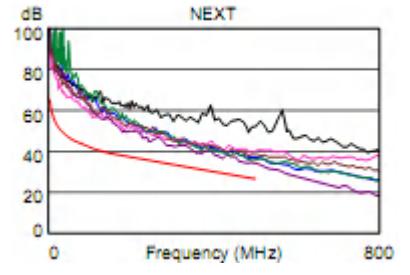
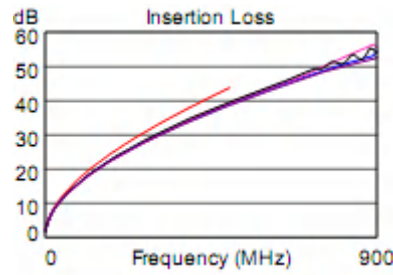


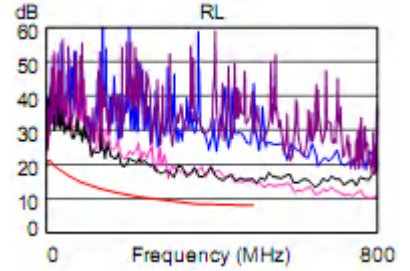
Permanent Link

Parameter	Worst Case Margin	Frequency (MHz)
IL	4.4 dB	500
NEXT	6.8 dB	466
PS NEXT	6.3 dB	487
ACR-F	13.4 dB	475
PS ACR-F	13.5 dB	459
ACR-N	9.7 dB	299
PS ACR-N	10 dB	236.5
RL	5.7 dB	477
Delay	100 ns	
Delay Skew	35 ns	
Value		
Resistance	12.8 ohms	



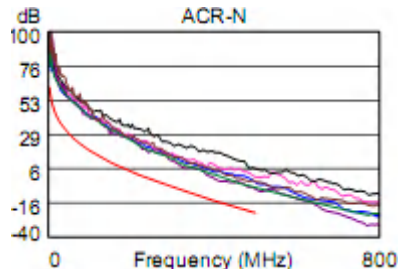
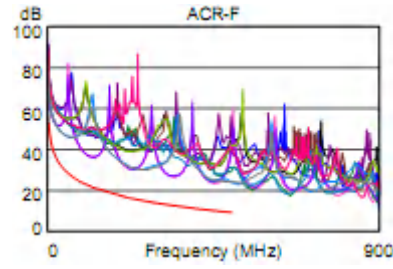
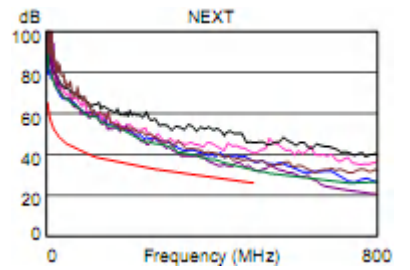
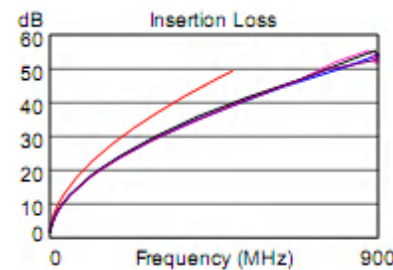
Results are for a typical 90 metre TIA Category 6A Permanent Link tested with a Fluke DTX-1800 fitted with Fluke DTX-PLA002 Permanent Link Adapters.

Link components are the GIGANET GN-6A-10G-F/FTP-LSOH-305 cable and GIGANET GN-10G-FTP-FKS shielded connectors.



Channel

Parameter	Worst Case Margin	Frequency (MHz)
IL	9.6 dB	500
NEXT	5.2 dB	416
PS NEXT	5.1 dB	499
ACR-F	13.1 dB	475
PS ACR-F	13.5 dB	451
ACR-N	9.7 dB	299
PS ACR-N	13 dB	459
RL	7.9 dB	118
Delay	148 ns	
Delay Skew	41 ns	
Value		
Resistance	13.7 ohms	



Results are for a typical 100 metre TIA Category 6A 4-connector channel tested with a Fluke DTX-1800 fitted with Fluke DTX-CHA001 Channel Adapters.

Channel components are the GIGANET GN-6A-10G-F/FTP-LSOH-305 cable, GIGANET GN-10G-FTP-FKS shielded connectors and GIGANET GN-10G-FTP-PC-XXM Patch Cords

